

Skyward Family Access: Progress Reports and Report Cards

Your student's current report can be accessed through Skyward Family Access. Reports (progress or quarter) will be available through the attachments tab until the next report is posted. Only the Final Report Card of the year will remain at the end of the school year. Current grades are also viewable by looking at the **Gradebook** tab at any time throughout the term. Reports will be posted by noon on the date published in the district calendar.

*A key of term abbreviations is at the end of this document.

Don't have a Family Access account?

If you do not yet have a Skyward Family Access account set up, you can email your child's school OR email familyaccessrequest@gm.sbac.edu. In the email, please include the following information:

- Your full name
- Your student's full name
- Your student's date of birth
- Your student's grade level
- Your student's school name
- A picture of parent ID (for identification purposes) such as a Driver's License

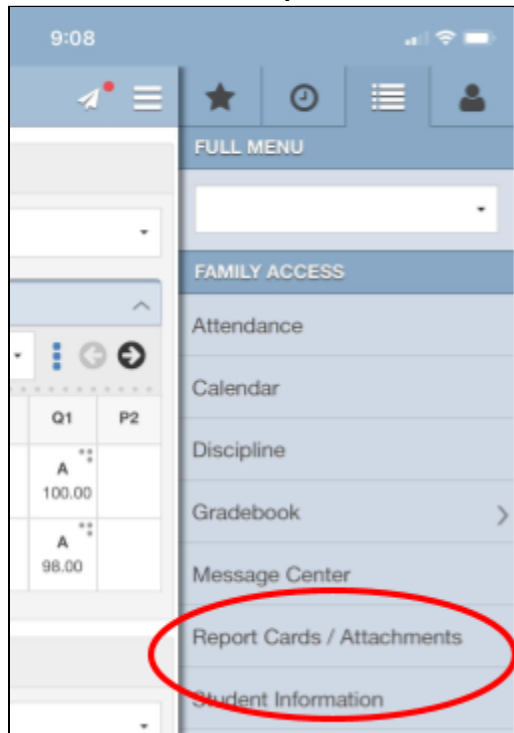
If your child is in special education with an IEP, your child's quarter and/or final IEP Progress Reports will be available in one of 3 ways:

1. Available as an attachment in Skyward Family Access (same as report cards below).
2. Hard copy at school's front office for parent pickup.
3. Schools will mail home hard copy.

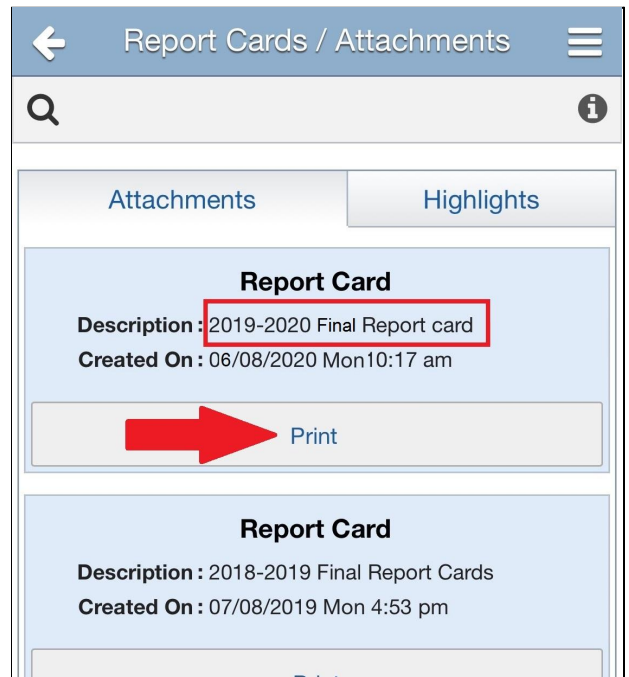
Contact your school to determine which method they are using.

Accessing Progress Reports and Report Cards on the Mobile App

From the Menu, choose **Report Cards/Attachments**

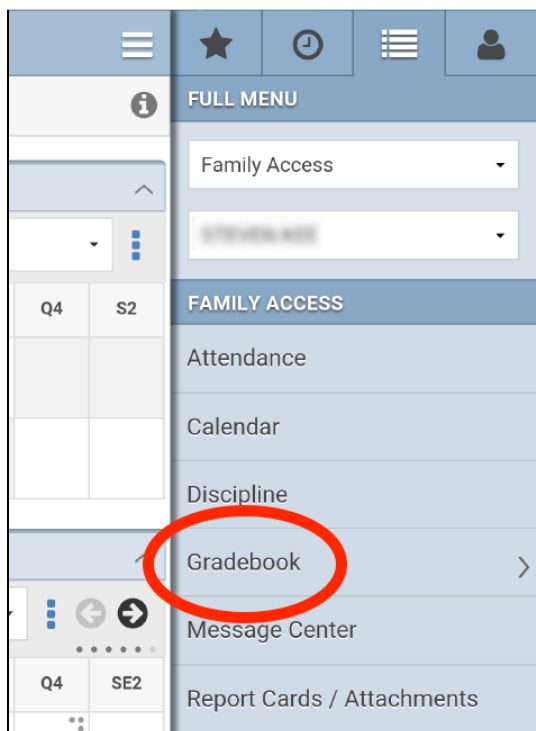


Click **Print** to View Progress Report or Report Card
Progress reports and report cards will only remain until the following marking period. At the end of the year, only the Final Report Card will remain in the attachments.

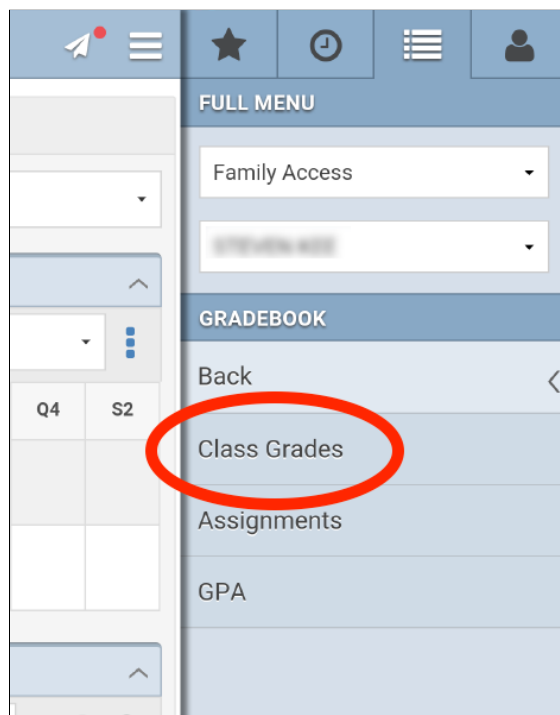


Viewing Gradebook from the Mobile App

From the Menu, choose **Gradebook**



Then **Class Grades**



Look for the Current Term. To see specific grades, find the matching quarter term and click on the 3 dots to expand.

Class	P4	C4	Q4	SE2
AP U.S. HIST Prd 1 /	A 100.00		A 100.00	
AP ENG COMPO Prd 2 /	A 100.00		A 100.00	
AP CAPSTONE SEMI... Prd 3 /	A 100.00		A 100.00	
CHEM 1 HON Prd 4A /	A 94.00		A 94.00	
ALG 2 Prd 5 /	B 84.00		B+ 87.00	A 90.00
DRAFT 3 Prd 6 /	A 94.00		A 96.00	

View individual assignments and test grades.

AP U.S. HIST		
Q4 Summary (03/19/2020 - 06/02/2020)		
Grade	Score (%)	
A	100.00	
Assignments		
Description	Grade	Score (%)
Classwork wght 20.00%, adj to 2...	A	100.00
St 2 Due: 05/05/2020	A	100.00
St 1 Due: 05/05/2020	A	100.00
St 3 Due: 05/05/2020	A	100.00

Accessing Progress Reports and Report Cards from the Desktop Version

From the Main Menu, choose **Report Cards/Attachments**.

The screenshot shows the Skyward Family Access interface. At the top left is the Skyward logo and 'Family Access' with a student name. At the top right are links for 'My Account', 'Report History', and 'Exit', along with social media icons for Facebook and Twitter. A left sidebar contains a list of menu items: Home, Calendar, Gradebook, Attendance, Student Info, Discipline, Test Scores, Graduation Requirements, Academic History, **Report Cards / Attachments** (circled in red), Skylert, Health Info, and Login History. The main content area features an 'Attention: GAINESVILLE HIGH SCHOOL' notice with a note about EOC assessments. On the right, there is an 'Upcoming Events' section with a 'Calendar' link and a 'Quiz - Tech Capacity' event listed for 'Today, Thu Apr 2, 2020'.

Click on the **Report Name** (progress report or report card) to view the current report card. Progress reports and report cards will only remain until the following marking period. At the end of the year, only the Final Report Card will remain in the attachments.

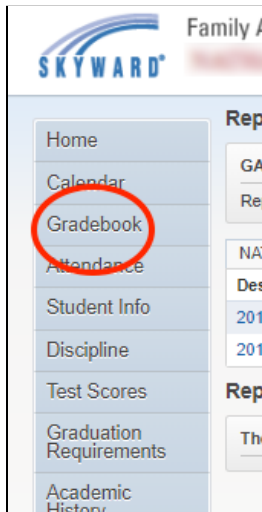
The screenshot displays the 'Report Cards / Attachments - Attachments' page. It includes the same header and sidebar as the previous screenshot. The main content area shows the school name 'GAINESVILLE HIGH SCHOOL' and a message: 'Report Directory is not available for Student Name'. Below this is a table with the following data:

Description	Type	Created
2019-2020 Final Report Card	Report Card	Mon Jun 8, 2020
2018-2019 Final Report Cards	Report Card	Mon Jul 8, 2019 4:53pm

A red arrow points to the '2019-2020 Final Report Card' link. Below the table is a section titled 'Report Cards / Attachments - Highlights' with the message: 'There are no highlights for (GAINESVILLE HIGH SCHOOL)'. The sidebar menu item 'Report Cards / Attachments' is highlighted.

Accessing Gradebook the Desktop Version

Login to [Skyward Family Access](#), click on **Gradebook**.



Look for the Current Term. To see specific grades, find the matching quarter term and click on the letter grade to see details.

		Display Options GPA									Grades pos
Class		P1	C1	Q1	P2	C2	Q2	P3	C3	Q3	
Language Arts-Grade One (Dropped) Period 1 (7:45 AM - 8:15 AM)											
▶ Science - Grade 1 Period 1 (7:45 AM - 8:15 AM)		E	S	S+		S	E	S+	S	E	
▶ Social Studies Grade 1 Period 1 (7:45 AM - 8:15 AM)											
Language Arts-Grade One Period 2 (8:15 AM - 8:45 AM)											
Physical Education - Grade 1 Period 2 (8:15 AM - 8:45 AM)											
▶ Mathematics - Grade One Period 3 (8:45 AM - 9:15 AM)		E	S	S+		S	S+	E	S	S	
▶ Language Arts-Grade One Period 4 (9:15 AM - 9:45 AM)		U	S	U		S	U	U	S	U	
▶ Music - Grade 1 Period 5 (9:45 AM - 10:15 AM)				E		S	E		S	E	
▶ Art - Grade 1 Period 6 (10:15 AM - 10:45 AM)		E	S	E		S	E		S	E	
▶ Music - Grade 1 Period 6 (10:15 AM - 10:45 AM)			S	E		S	E		S	E	
▶ Physical Education - Grade 1 Period 6 (10:15 AM - 10:45 AM)			S	E		S	E		S	E	
Social Studies Grade 1 (Dropped) Period 6 (10:15 AM - 10:45 AM)											

Grading Term Key

ELEMENTARY

P1: Progress Report 1
 Q1: Quarter 1
 C1: Citizenship 1
 P2: Progress Report 2
 Q2: Quarter 2
 C1: Citizenship 2
 P3: Progress Report 3
 Q3: Quarter 3
 C1: Citizenship 3
 P4: Progress Report 4
 Q4: Quarter 4
 C1: Citizenship 4
 FIN: Final Grade

MIDDLE/HIGH

P1: Progress Report 1
 Q1: Quarter 1
 C1: Citizenship 1
 P2: Progress Report 2
 Q2: Quarter 2
 C1: Citizenship 2
 SE1: Semester 1 Exam
 S1: Semester 1
 P3: Progress Report 3
 Q3: Quarter 3
 C1: Citizenship 3
 P4: Progress Report 4
 Q4: Quarter 4
 C1: Citizenship 4
 SE2: Semester 2 Exam
 S2: Semester 2

BLOCK

FALL
 Q1: Quarter 1
 Q2: Quarter 2
 SE1: Semester Exam 1
 F1: Fall Semester 1
 Q3: Quarter 3
 Q4: Quarter 4
 SE2: Semester Exam 2
 EOC: End of Course Exam
 F2: Fall Semester 2
 SPRING
 SQ1: Spring Semester Quarter 1
 SQ2: Spring Semester Quarter 2
 SE1: Spring Semester Exam 1
 SS1: Spring Semester 1
 CN1: Citizenship Spring Quarter 1
 CN2: Citizenship Spring Quarter 2
 CN3: Citizenship Spring Quarter 3
 CN4: Citizenship Spring Quarter 4

Please contact your student's school if you cannot access the report card or grades.